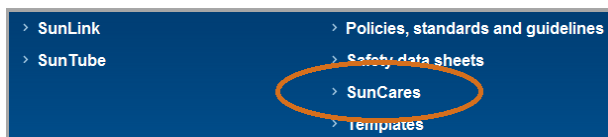


## Accessing your SunCares Account: Employees and Retirees


There are two ways to access your SunCares account: at work within the Suncor network, or from home outside the Suncor network.

### Within the Suncor Network

1. In the footer of the Suncor Core page, click **SunCares**.

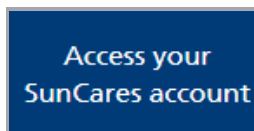


2. On the SunCares Core page, click the **SunCares** logo to log into the SunCares site.



### Outside the Suncor Network

1. From **suncor.com**, select **Community Investment > SunCares**.
2. Click the **Access your SunCares Account** button



3. Click **Accept** to continue to the SunCares site.



4. Enter your **Username** and **Password**, and click **Sign In**.

**Note:** If this is your **first time logging into SunCares**, you'll have to set a password. Click **Forgot Password** to receive a link in your Suncor email (or personal email for retirees) to set a new password.

**Note:** If your **Employee ID** is only six digits, add two zeros in front of your number. For example, 123456 becomes 00123456.