

Donate your Volunteer Rewards

After you track your volunteer time with an organization, you need to donate your donation dollars to any eligible community organization of your choice.

Note: If this is your first time making a donation in SunCares, you will be asked to fill out personal information for tax purposes. You are not eligible to receive tax receipts for volunteer reward donations. There is only one donation form for all types of donations.

Follow these steps to donate your volunteer rewards:

1. In the SunCares site's main navigation bar, select **Search** and enter the name of the organization you'd like to make a donation to.



2. Once you find the correct organization, select **Donate Now**

Showing search results for 'two wheel view'

SEARCH RESULTS 1 - 7 OF 10

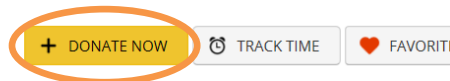


TWO WHEEL VIEW - CALGARY LTD.

Calgary, Alberta, Canada

... The mission of **Two Wheel View** is to provide youth
Two Wheel View (TWW) is investing in vulnerable youth

[View Cause Profile](#)



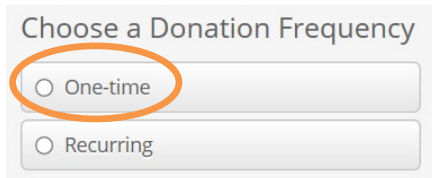
Complete the form

3. Enter the amount you would like to donate.

Enter a Donation Amount in CAD

[Convert Currency](#)

4. Select **one-time** under donation frequency.

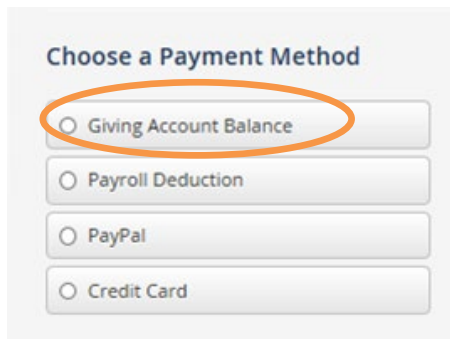


Choose a Donation Frequency

One-time

Recurring

5. Select **Giving Account Balance** under payment method.



Choose a Payment Method

Giving Account Balance

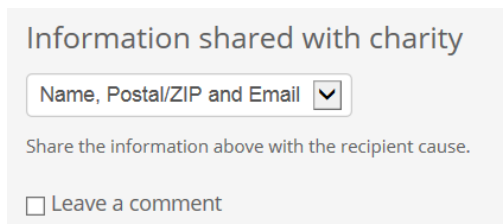
Payroll Deduction

PayPal

Credit Card

Information shared with charity

6. Select what personal information you'd like to share with the cause. If you'd like to direct your donation to a specific team, school, fundraising page or funding priority, select the **Leave a comment** check box, and enter the information.



Information shared with charity

Name, Postal/ZIP and Email

Share the information above with the recipient cause.

Leave a comment

7. Click **Submit**.
8. Click **Confirm**.